

NuTone



Intercoms & Home Communication Systems

A Sound Investment

in style, function and value.

Introducing in-home entertainment, security and communication systems from NuTone®, the leader in “styled for today” radio intercom and intercom systems. These attractive systems offer a sleek, contemporary appearance with recessed wall mounted speakers and ‘Master’ stations. They are the easiest, most affordable way to build security, convenience and entertainment into your home. And with a variety of style and color options, NuTone® has the system to complement the décor of any home.

You're always in the right place

You'll never be more than a few steps away from answering the door, monitoring a child's room, communicating to another part of the house, or listening to music. What could be more convenient?

Stay near those who need you

Have the peace-of-mind that you can easily monitor a child's room or stay within earshot of any family member no matter where you are in the house.

Know who's at your door

No matter where you are in the home, you'll be able to answer your door and safely screen visitors – making your home more secure.

Music, news, information... any room, any time

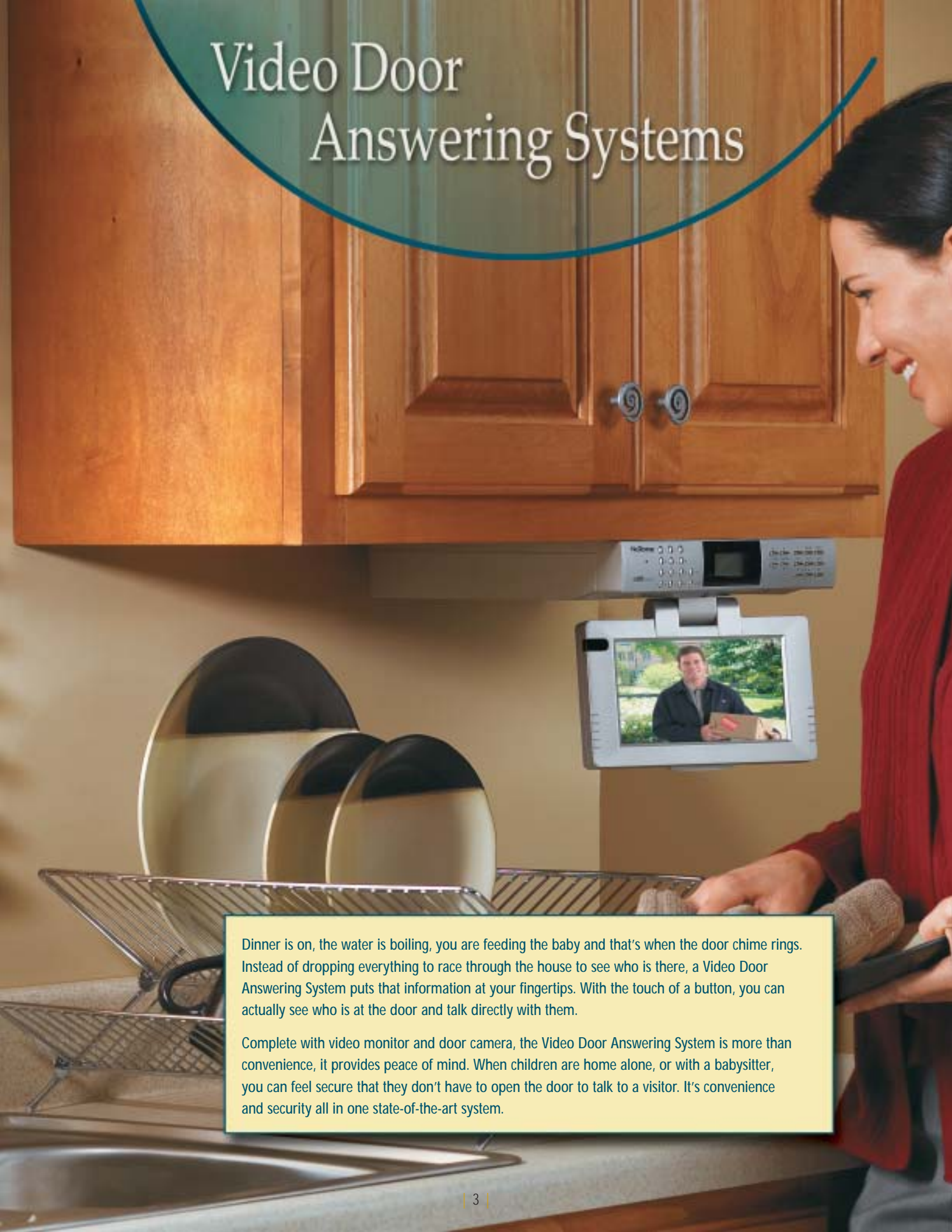
A NuTone® radio intercom system plays your favorite radio station throughout the house. The CD system adds crisp, clean music on demand to any room. You'll be amazed by the superb sound quality produced by our systems.



Table of Contents

<i>Video Door Answering</i>	3 - 6
Monitors, cameras, handset	
<i>'Master' Stations</i>	7 - 18
IMA-4406, IMA-3303, IM-3204	
<i>Speakers</i>	19 - 22
Music, Door, Intercom	
<i>Accessories</i>	23 - 24
Door chimes, audio interface option	
<i>Home and Small Business Intercoms</i>	25 - 29
IM-5000, IMA-516	
<i>DoorCom and Plug-in Intercoms</i>	30
IK-15WH, IK-25WH, IMA-110WH	
<i>Rough-in Frames</i>	31
Speaker and 'Master' station rough-in options	
<i>Update and Desktop Surface Frames</i>	32
Desktop surface mounting options	
<i>Apartment Security</i>	33 - 38
Systems to provide safety and security	
<i>Wiring Diagrams</i>	39 - 41
<i>Index</i>	42

Video Door Answering Systems



Dinner is on, the water is boiling, you are feeding the baby and that's when the door chime rings. Instead of dropping everything to race through the house to see who is there, a Video Door Answering System puts that information at your fingertips. With the touch of a button, you can actually see who is at the door and talk directly with them.

Complete with video monitor and door camera, the Video Door Answering System is more than convenience, it provides peace of mind. When children are home alone, or with a babysitter, you can feel secure that they don't have to open the door to talk to a visitor. It's convenience and security all in one state-of-the-art system.

Video Door Answering

Secure Your Home

Now more than ever, security is top concern. That is why NuTone® developed two new video door answering systems that make it possible to see and communicate with visitors before you open the door. Integral door chimes make them the complete security and greeting stations.

Compact, Convenient Designs

Both new products fit the tightest of spaces and produce a quality image and sound. Everyone in the family will feel comfortable operating the video answering stations' intuitive user interface.

Put a name with a face and feel more secure with NuTone®.



Video Door Monitors

Choose a security station alone... or choose entertainment features

Used simply as a safe and convenient means to greet visitors, video door monitors are a great option for added security and peace of mind around the house. Easily becomes an entertainment system with capabilities of connecting your cable TV service or listening to AM/FM radio.

VSUC4RK/VSUC4SK Drop-down Monitor

If you need hands-free security and media access in a compact unit, our drop-down monitor will fit neatly under your kitchen cabinets. The system comes with one camera. A second camera (either recessed or surface-mount) can be added to monitor the back door. Lower the color LCD panel to watch cable TV with the integrated cable tuner, enjoy your favorite music, or access the morning news on its AM/FM radio. Answer and make telephone calls from its hands-free speakerphone. Model VSUC4RK includes a recessed-mount door camera (VSC4R). Model VSUC4SK includes a surface-mount door camera (VSC4S).

Other drop-down monitor features:

- 7" color LCD monitor
- Three-note door chime
- IR remote control
- Digital, local voice message recorder
- Digital clock with alarm



VSM4RK/VSM4SK Built-in Monitor

This compact, built-in station features a 4" color LCD monitor, hands-free door communications and a three-note door chime. Model VSM4RK includes a recessed-mount door camera (VSC4R). Model VSM4SK includes a surface-mount door camera (VSC4S).



VSA4S Handset

The built-in monitor can be coupled with one optional remote wall-mount handset to allow communication between the monitor, handset and one door camera. Touch a button or pick up the handset to communicate instantly with your visitor. Can be placed in a bedroom, the basement, laundry room, home office or any place it's most convenient.

SPECIFICATION CHART FOR VIDEO DOOR MONITORS AND OPTIONS

Model	With Recessed-Mount* Camera (VSC4R)	With Surface-Mount Camera (VSC4S)	Rough-in Required for Built-in monitor	Dimensions (W x H x D) inches	Monitor	Cameras Supported	Category 5 Cable	Optional Handset
Drop-down	Order VSUC4RK	Order VSUC4SK	-	11-13/16" x 2-13/16" x 11-5/8"***	7" color [†]	2	•	-
Built-in	Order VSM4RK	Order VSM4SK	VRM4R	8-13/16" x 5-13/16" x 3-7/16"****	4" color	1	•	VSA4S

* Recessed-mount camera rough-in kit VRC4R required (see chart page 6).

** Height changes to 7-3/4" when monitor is dropped down.

*** 3-7/16" in-wall depth includes rough-in and extension frame. Unit extends 13/16" from the wall surface.

[†] 16:9 aspect ratio.

Recessed or surface-mount cameras. You choose what works best.

Existing home or new construction. Video door cameras can be worked into any outside entry way. Just choose from a recessed-mount camera that can be roughed in during a build, or a surface-mount camera that attaches to existing wall adjacent to the door frame. Weather-resistant, our cameras make a great first impression to visitors at your front door.



VSC4S Surface-Mount Camera

The surface-mount camera does not require a rough-in housing. Simply attach to the wall adjacent to the door frame. This unit is an ideal solution for existing homes where a recessed-mount camera may not be practical. Camera wires back to the monitor using category 5 cable.

- Camera specifications:
- Built-in chime pushbutton
 - 55°V x 68°H viewing angle
 - Illuminating LED's for low-light conditions
 - Manually adjustable for optimal vertical viewing angle



VSC4R Recessed-Mount Camera

The recessed-mount camera features a sleek design in a rich brushed metal finish. Camera wires back to the monitor using category 5 cable.

- Camera specifications:
- Built-in chime pushbutton
 - 55°V x 68°H viewing angle
 - Illuminating LED's for low-light conditions
 - Manually adjustable for optimal vertical and horizontal viewing angle



SPECIFICATION CHART FOR VIDEO DOOR CAMERAS

Model Number	Mount	Dimensions	Viewing Angle	Manual Vertical Viewing Adjustment	Manual Horizontal Viewing Adjustment	Category 5 Cable	VRC4R Rough-in Required
VSC4S	Surface	3-15/16" x 5-5/8" x 1-1/2"	55°V x 68°H	•		•	-
VSC4R	Recessed	4-15/16" x 7-5/16" x 1-13/16**	55°V x 68°H	•	•	•	•

* 1-13/16" in-wall depth included the VRC4R rough-in. Unit extends 13/16" from the wall surface.

Clearly *a great choice in* Music *and* Voice.



The IMA-4406 is right at home with you no matter what you're doing. It will entertain you and your guests with music, or make the time pass quicker listening to your favorite CD as you do your weekend chores. The powerful 20-watt amplifier fills every part of your home with great sounding audio from any speaker in any room of your home. You can select one of 12 preprogrammed radio stations from the memory channels or a track from your favorite CD. You can even have the radio turn on and off at a preset time.

The built-in LCD display shows the time, radio station frequency and CD functions at the 'Master' station. Want more music choices? You can connect the IMA-4406 to your existing room entertainment systems allowing audio from your system to fill your entire home.

Available in white, biscuit or black finish.

IMA-4406 'Master' Station



Hands-Free Reply

Tired of yelling for everyone to come to dinner, or to pick up the phone? With the IMA-4406, you can call from any speaker in any room to all other speakers and the person can reply without even pressing a button.

Helping Hand

Answering the door is just as easy from any speaker. Think of the added security and convenience of screening visitors without having to open the door. And, never miss a guest by adding an optional chime to your system that will play at every speaker location in your home. There's even an optional chime that plays 10 different musical tunes.

Room Monitor

How many times have you walked down the hall or up the steps to check on the baby, a small child or a person confined to bed? With the IMA-4406, you can monitor any room from all other speakers as you move from room to room. No heavy receiver to carry or wear on your belt, no batteries to replace, no signal dropouts that occur with wireless baby monitors.

Style Conscious

To enhance the clean style of the 'Master' station, all the infrequently used controls and switches are hidden behind easily opened doors. The IMA-4406 'Master' station is offered in three colors to match the décor of your home. The remote stations and controls are offered in many colors, sizes and styles. See pages 9-10 for more details.

Additional features of the IMA-4406 include:

- Up to 9 remote stations (add 6 additional stations with the optional IAA-440 module)
- Up to 3 door speakers
- Battery backup maintains clock and radio memory presets for up to 30 hours during a power failure
- Provision for mounting an optional gate or door release button in the 'Master' station



Indoor

IMA-4406 Remote Stations

NuTone® indoor remote stations fill your home with music.

- Use up to 9 remote stations and 3 door speakers
- Add 6 additional stations using optional model IAA-440 expansion module
- Talk from any station to all other stations and 'Master', answer without pressing any buttons
- Answer door from any station or 'Master'
- Control radio and CD player from remote stations; turn on/off, select radio memory channels, CD tracks
- Control music and intercom volume using built-in control


ICA-441WH

The indoor remote control features all the functions you want from a remote station in a smaller attractive size that takes up little wall space. Use with ceiling or wall mounted speakers, models IS-76, ISA-78 or IS-82. (One 25 ohm speaker per control.)



ISA-445

The 5" indoor remote station is our most popular speaker combining function with clear, crisp sound quality. Can be installed on wall or used on desktop with an IA-60 desktop frame.



ISA-448

Enjoy richer bass sound with the enhanced speaker quality of our 8" indoor remote station.



Intercom Options: See p. 23 for chime modules, p. 24 for audio wall plates, p. 19-20 for music speaker options or p. 21-22 for door and intercom speakers.

IMA-4406 SYSTEM COMPONENTS – Order rough-in PLUS finish kit to make a complete unit

Finish Kit Model No.	Description	Finish	Width	Height	In-Wall Depth	Projects	Rough-In Model No.
IMA-4406BL IMA-4406L IMA-4406WH	'Master' station (9-station capacity – plus 3 door speakers)	Black Biscuit Bright White	17-3/4"	10-1/8"	3-1/2"	1-7/8"	IR-105
IAA-440	Expansion kit for IMA-4406 (adds an additional 6 stations)						
ICA-441WH	Inside remote control for IS-76, ISA-78, IS-82	Bright White	7"	4"	1-1/16"	7/8"	IR-91
ISA-445BL ISA-445D ISA-445L ISA-445WH	5" inside speaker with controls	Black Sable Brown Biscuit Bright White	6-5/16"	8-1/4"	1-7/16"	7/8"	IR-50 or IA-60
ISA-448BL ISA-448L ISA-448WH	8" inside speaker with controls	Black Biscuit Bright White	10"	11-1/4"	2-3/4"	7/8"	IR-80

NuTone® products should not be installed on outside walls unless they are specifically designed for outside use.

Outdoor

IMA-4406 Remote Stations

Take the convenience with you using NuTone® outdoor remote stations.

- Use up to 9 remote stations and 3 door speakers • Add 6 additional stations using optional model IAA-440 expansion module • Talk from any station to all other stations and 'Master', answer without pressing any buttons • Answer door from any station or 'Master' • Control radio and CD player from remote stations; turn on/off, select radio memory channels, CD tracks • Control music and intercom volume using built-in control



ICA-441WHW

Our outdoor remote control gives you access to all the features of your system while outdoors. Designed to be used with wall or overhang mounted speaker models ISA-77 and IS-79. Includes surface mounting frame. (One 25 ohm speaker per control.)



ISA-419

Our 5" outdoor cast metal remote speaker provides quality sound in any weather. Use on patio, deck or at the pool to stay in touch with those inside or to listen to music.



ISA-449WH

Enhance the ambiance of the outdoors with the NuTone® 5" outdoor remote speaker. Ideal for use on a patio or deck. Includes surface mounting frame.



Intercom Options: See p. 23 for chime modules, p. 24 for audio wall plates, p. 19-20 for music speaker options or p. 21-22 for door and intercom speakers.

IMA-4406 SYSTEM COMPONENTS – Order rough-in PLUS finish kit to make a complete unit

Finish Kit Model No.	Description	Finish	Width	Height	In-Wall Depth	Projects	Rough-In Model No.
IMA-4406BL IMA-4406L IMA-4406WH	'Master' station (9-station capacity – plus 3 door speakers)	Black Biscuit Bright White	17-3/4"	10-1/8"	3-1/2"	1-7/8"	IR-105
IAA-440	Expansion kit for IMA-4406 (adds an additional 6 stations)						
ICA-441WHW	Outside remote control for ISA-77, IS-79 – surface-mounted	Bright White	7"	4"	Surface mount	2-1/2"	–
ISA-419AB ISA-419PB ISA-419WH	5" outdoor speaker with controls – recessed	Antique Brass Polished Brass Bright White	6-1/4"	8-3/16"	1-7/8"	7/16"	IR-50 or IR-55
ISA-449WH	5" outdoor speaker with controls – surface-mounted	Bright White	6-11/16"	8-9/16"	Surface mount	3-1/2"	–

NuTone® Intercom Wire is an integral part of all NuTone® Radio Intercom Systems; such wire has been designed to enable full system performance and to minimize outside interference, dimmer noise, radio frequency interference and other reception problems. If wire other than NuTone® specified wire is used in the installation of a NuTone® Radio Intercom, the Warranty shall not be applicable to any defect or problem relating to the use of non-NuTone® specified wire.

Installation Wire: NuTone® 3-twisted-pair/6-wire cable: 200 ft. (IW-6-200), 1000 ft. (IW-6-1000), NuTone® twisted-pair 22/2 cable: 100 ft. (IW-2-100), 500 ft. (IW-2-500), twisted-pair 18/2: (S-143-500). For installations where UL listed wire is specified, add 'UL' suffix to model number when ordering.

IMA-4406 'Master' station powered by (2) 18 volt, 72 VA transformers NuTone® model 801T supplied with the IR-105 rough-in.

Convenient *and* Simple to Operate.



The IMA-3303 becomes part of your home, filling it with great sounding music, or if you prefer, the crack of the baseball bat as you listen to your team's broadcast. The built-in AM/FM radio has 12 memory channels making it easy to access your favorite stations. For added convenience, you can operate the radio and select any of the 12 preprogrammed memory channels from any remote speaker in the home. No need to return to the 'Master' station just to turn the radio on or change stations. You can also preset the radio timer to turn the radio on or off at a predetermined time of your choosing.

The 'Master' station features an easy-to-read LCD display so you can see the time and radio station at a glance. The high performance 15-watt amplifier gives you clean, crisp music and communications in up to 13 rooms of your home. Why stop with the inside? Take the sound outside on the patio, deck or by the pool using our weather resistant speakers.

Available in white or biscuit finish.

IMA-3303 'Master' Station



Convenient

Convenient? You bet! When you want to speak with someone, just press a button on any unit. Your message will be heard at all speakers throughout your home. No need to waste time looking for someone room by room.

Helping Hand

It always seems to happen. You're upstairs or at the far end of your home when the door chime rings. Instead of running for the door, you can easily and safely screen visitors from wherever you are in your home. Add the optional chime to the 'Master' unit to ensure you hear the door chime from every speaker in your house. We even offer a chime that plays 10 different musical tunes.

Room Monitor

The IMA-3303 offers peace of mind by allowing you to listen in on a baby or a person confined to bed. The rooms being monitored can be heard at all speakers, giving you the freedom to move around while still keeping in touch.

Style Conscious

The IMA-3303 'Master' station is offered in white and biscuit. The rounded corners and edges provide a soft, clean style. All the infrequently used controls and switches are hidden behind the drop down doors. Remote stations and controls used throughout your home are available in colors, sizes and styles for both indoor and outdoor use. See pages 13-14 for more details.

Additional features of the IMA-3303 include:

- Up to 13 remote stations
- Up to 3 door speakers
- Battery backup maintains clock and radio memory presets for up to 30 hours during a power failure
- Provision for mounting an optional gate or door release button in the 'Master' station



Indoor

IMA-3303 Remote Stations

Indoor remote stations and controls for great sound throughout your home.

- Use up to 13 remote stations and 3 door speakers • Talk from any station to all other stations and 'Master'
- Answer door from any station or 'Master' • Control the radio from remote stations; turn on/off, select radio memory channels • Control music and intercom volume using built-in control

ICA-331WH

The indoor remote control features all the functions you want from a remote station in a smaller attractive size that takes up little wall space. Use with ceiling or wall mounted speakers, models IS-76, ISA-78 or IS-82. (One 25 ohm speaker per control.)



ISA-335

The 5" indoor remote station is our most popular speaker by combining function with clear, crisp sound quality. Can be installed on wall or used on desktop with an IA-60 desktop frame.



ISA-338

Enjoy richer bass sound with the enhanced speaker quality of our 8" indoor remote station.



Intercom Options: See p. 23 for chime modules, p. 24 for audio wall plates, p. 19-20 for music speaker options or p. 21-22 for door and intercom speakers.

IMA-3303 SYSTEM COMPONENTS – Order rough-in PLUS finish kit to make a complete unit

Finish Kit Model No.	Description	Finish	Width	Height	In-Wall Depth	Projects	Rough-In Model No.
IMA-3303L IMA-3303WH	'Master' station (13-station capacity – plus 3 door speakers)	Biscuit Bright White	15-7/16"	8-3/16"	3-3/8"	1-3/16"	IR-104
IMA-3303WHK	Package (1) IMA-3303WH, (3) ISA-335WH, (1) IS-67WH, (1) IA-28	-	-	-	-	-	IR-104K
ICA-331WH	Inside remote control for IS-76, ISA-78, IS-82	Bright White	7"	4"	1-1/16"	7/8"	IR-91
IR-104K	Package (1) IR-104, (3) IR-50, (1) IR-6, IWA-3-200UL, IW-2-100UL	-	-	-	-	-	-
ISA-335BL ISA-335D ISA-335L ISA-335WH	5" inside speaker with controls	Black Sable Brown Biscuit Bright White	6-5/16"	8-1/4"	1-9/16"	7/8"	IR-50 or IA-60
ISA-338BL ISA-338D ISA-338L ISA-338WH	8" inside speaker with controls	Black Sable Brown Biscuit Bright White	10"	11-1/4"	2-3/4"	7/8"	IR-80

NuTone® products should not be installed on outside walls unless they are specifically designed for outside use.

Outdoor

IMA-3303 Remote Stations

Enjoy communication and music outside your home.

- Use up to 13 remote stations and 3 door speakers
- Talk from any station to all other stations and 'Master'
- Answer door from any station or 'Master'
- Control the radio from remote stations; turn on/off, select radio memory channels
- Control music and intercom volume using built-in control



ICA-331WHW

Our outdoor remote control puts all the basic functions of your system within your reach while outdoors. Designed to be used with wall or overhang mounted speaker models ISA-77 and IS-79. Includes surface mounting frame. (One 25 ohm speaker per control.)




ISA-319

Our 5" outdoor cast metal remote speaker provides quality sound in any weather. Use on patio, deck or at the pool to stay in touch with those inside or to listen to music.



ISA-339WH

Enhance the ambiance of the outdoors with the NuTone® 5" outdoor remote speaker. Ideal for use on a patio or deck. Includes surface mounting frame.



Intercom Options: See p. 23 for chime modules, p. 24 for audio wall plates, p. 19-20 for music speaker options or p. 21-22 for door and intercom speakers.

IMA-3303 SYSTEM COMPONENTS – Order rough-in PLUS finish kit to make a complete unit


Finish Kit Model No.	Description	Finish	Width	Height	In-Wall Depth	Projects	Rough-In Model No.
IMA-3303	'Master' station (13-station capacity – plus 3 door speakers)	Biscuit Bright White	15-7/16"	8-3/16"	3-3/8"	1-3/16"	IR-104
IMA-3303WHK	Package (1) IMA-3303WH, (3) ISA-335WH, (1) IS-67WH, (1) IA-28	-	-	-	-	-	IR-104K
ICA-331WHW	Outdoor remote control for ISA-77, IS-79 – surface-mounted	Bright White	7"	4"	Surface mount	2-1/2"	-
IR-104K	Package (1) IR-104, (3) IR-50, (1) IR-6, IWA-3-200UL, IW-2-100UL	-	-	-	-	-	-
ISA-319AB ISA-319PB ISA-319WH	5" outdoor speaker with controls – recessed	Antique Brass Polished Brass Bright White	6-1/4"	8-3/16"	1-7/8"	7/16"	IR-50 or IR-55
ISA-339WH	5" outdoor speaker with controls – surface-mounted	Bright White	6-11/16"	8-5/8"	Surface mount	3-1/2"	-

NuTone® Intercom Wire is an integral part of all NuTone® Radio Intercom Systems; such wire has been designed to enable full system performance and to minimize outside interference, dimmer noise, radio frequency interference and other reception problems. If wire other than NuTone® specified wire is used in the installation of a NuTone® Radio Intercom, the Warranty shall not be applicable to any defect or problem relating to the use of non-NuTone® specified wire.

Installation Wire: NuTone® Flat Parallel 3 wire cable: 200 ft. (IWA-3-200), 1000 ft. (IWA-3-1000), NuTone® twisted-pair 22/2 cable: 100 ft. (IW-2-100), 500 ft. (IW-2-500), twisted-pair 18/2: (S-143-500). For installations where UL listed wire is specified, add 'UL' suffix to model number when ordering.

IMA-3303 'Master' station powered by (2) 16 volt, 30 VA transformers NuTone® model 301T supplied with the IR-104 rough-in.

Value, Music *and* Convenience.



The IM-3204 offers many of the features of our other intercoms at a value price. The built-in AM/FM radio provides entertainment in up to 6 rooms of your home. The radio has 8 memory channels for easy access to your favorite stations. From any speaker in your home, you can operate the radio and select any of the memory channels. A built-in auxiliary audio input allows you to connect your existing music sources to the system to fill your home with music. The easy-to-read LCD display on the 'Master' station makes it easy to check the audio mode, the radio station and to program the memory channels.

Enjoy the same entertainment outside your home using our weather resistant speakers on the deck, patio or by the pool.

IM-3204 'Master' Station

Convenient

The intercom in the IM-3204 is so easy to use. When you want to speak to someone, just press a button on any speaker. Your message will be heard at all speakers throughout your home. The person you called can reply by pressing a button on their speaker.

Helping Hand

Answering the door is just as easy as using the intercom. When the door chime rings, simply press a button at the 'Master' station or any speaker and talk. To hear the reply, just release the button. Up to 3 door speakers can be used with the system. Additionally, we offer a basic 8-note chime and a 10-tune musical chime option that sounds at every speaker throughout your home so you'll never miss a visitor.

Room Monitor

Monitoring is an important feature for many families. The audio from the room being monitored is sent to all other speakers in your home. The monitor feature allows you to "keep in touch" with the baby, small child or a person confined to bed, while providing you the freedom to move around the house.

Style Conscious

The IM-3204 'Master' station offers a clean, uncluttered look with all of the infrequently used controls and switches hidden behind a drop down door. Remote stations and controls used throughout your home are available in several sizes and styles for both indoor and outdoor use. See pages 17-18 for more details.



Indoor

IM-3204 Remote Stations

No boundaries... Our indoor remote station and control provide music and communication in every corner of your home.

- Use up to 6 remote stations and 3 door speakers • Talk from any station to all other stations and 'Master'
- Answer door from any station or 'Master' • Control the radio from remote stations; turn on/off, select radio memory channels • Control music and intercom volume using built-in control

ICA-321WH

The indoor remote control features all the functions you want from a remote station in a smaller attractive size that takes up little wall space. Use with ceiling or wall mounted speakers, models IS-76, ISA-78 or IS-82. (One 25 ohm speaker per control.)



ISA-325WH

The 5" indoor remote station is our most popular speaker combining function with clear, crisp sound quality. Can be installed on wall or used on desktop with an IA-60 desktop frame.



Intercom Options: See p. 23 for chime modules, p. 24 for audio wall plates, p. 19-20 for music speaker options or p. 21-22 for door and intercom speakers.

IM-3204WH SYSTEM COMPONENTS – Order rough-in PLUS finish kit to make a complete unit

Finish Kit Model No.	Description	Finish	Width	Height	In-Wall Depth	Projects	Rough-In Model No.
IM-3204WH	'Master' station (6-station capacity – plus 3 door speakers)	Bright White	15-7/16"	8-3/16"	3-3/8"	1-3/16"	IR-103
ICA-321WH	Inside remote control for IS-76, ISA-78, IS-82	Bright White	7"	4"	1-1/16"	1-3/16"	IR-91
ISA-325WH	5" inside speaker with controls	Bright White	6-5/16"	8-1/4"	1-9/16"	7/8"	IR-50 or IA-60

NuTone® products should not be installed on outside walls unless they are specifically designed for outside use.

Outdoor

IM-3204 Remote Stations

The great outdoors is even greater as you listen to your favorite music outside.

- Use up to 6 remote stations and 3 door speakers • Talk from any station to all other stations and 'Master' • Answer door from any station or 'Master' • Control the radio from remote stations; turn on/off, select radio memory channels • Control music and intercom volume using built-in control



ICA-321WHH

Our outdoor remote control puts all the basic functions of your system within your reach while outdoors. Designed to be used with wall or overhang mounted speaker models ISA-77 and IS-79. Includes surface mounting frame. (One 25 ohm speaker per control.)



ISA-329WH

Enhance the ambiance of the outdoors with the NuTone® 5" outdoor remote station. Ideal for use on a patio or deck. Includes surface mounting frame.



Intercom Options: See p. 23 for chime modules, p. 24 for audio wall plates, p. 19-20 for music speaker options or p. 21-22 for door and intercom speakers.

IM-3204WH SYSTEM COMPONENTS – Order rough-in PLUS finish kit to make a complete unit

Finish Kit Model No.	Description	Finish	Width	Height	In-Wall Depth	Projects	Rough-In Model No.
IM-3204WH	'Master' station (6-station capacity – plus 3 door speakers)	Bright White	15-7/16"	8-3/16"	3-3/8"	1-3/16"	IR-103
ICA-321WHH	Outdoor remote control for ISA-77, IS-79 – surface-mounted	Bright White	7"	4"	Surface mount	2-1/2"	-
ISA-329WH	5" outdoor speaker with controls – surface-mounted	Bright White	6-11/16"	8-5/8"	Surface mount	3-1/2"	-

NuTone® Intercom Wire is an integral part of all NuTone® Radio Intercom Systems; such wire has been designed to enable full system performance and to minimize outside interference, dimmer noise, radio frequency interference and other reception problems. If wire other than NuTone® specified wire is used in the installation of a NuTone® Radio Intercom, the Warranty shall not be applicable to any defect or problem relating to the use of non-NuTone® specified wire.

Installation Wire: NuTone® Flat Parallel 4 wire cable: 200 ft. (IW-4-200UL), 1000 ft. (IW-4-1000UL), NuTone® twisted-pair 22/2 cable: 100 ft. (IW-2-100UL), 500 ft. (IW-2-500UL), twisted-pair 18/2 (S-143-500UL).

IM-3204 'Master' station powered by a 16 volt, 15 VA transformer NuTone® model 105T supplied with the IR-103 rough-in.

Music Distribution Speakers

Music distribution speakers – 25 ohm (for use with NuTone® intercom systems)

The two-way (woofer and tweeter) speakers provide enhanced music fidelity in an attractive style. Can be used to listen to music and hear intercom calls from the intercom system. Controlling audio level is easy and convenient when used in conjunction with model IC-901 volume control.

(Music distribution and intercom speakers must not be installed in the same room or audio feedback will occur during intercom operation. Music distribution speakers can be used for monitoring and to make/reply to intercom calls when used with an intercom remote control; however, monitor and intercom audio levels from the music distribution speakers will be reduced when compared with intercom speakers.)

IC-901

Small, attractive indoor volume control gives you infinite level adjustment of your music, incoming intercom calls, monitor and chime audio in areas of your home where intercom calls do not need to be made. Use with ceiling or wall mounted speaker models IS-76, ISA-78 series, IS-82 and IS-900 series. (Use with NuTone® intercoms only, one 25 ohm speaker per control. 2 watt maximum rating.)



IS-903

Outdoor, weather resistant surface mounted two-way speaker. Mounts easily to a wall or overhang. Spring loaded wire connectors for quick, easy wiring connection. Comes with stainless steel hardware.

- 35 watt continuous, 70 watt maximum power rating
- 25 ohms impedance
- 3-1/2" polypropylene woofer with high temperature ASV voice coil, 1/2" polyimide dome tweeter
- Frequency response (-5db): 150-20,000 Hz
- Sound pressure level 1m @1W: 86db



MUSIC SPEAKER AND CONTROL OPTIONS FOR: IM-5000, IMA-4406, IMA-3303, IM-3204, IMA-516 – Order rough-in PLUS finish kit to make a complete unit

Finish Kit Model No.	Description	Finish	Width	Height	In-Wall Depth	Projects	Rough-In Model No.
IC-901	Indoor volume control	Bright White	2-7/8"	4-3/4"	1/2" + Box	1"	Single Gang Box
IS-903BL IS-903WH	3-1/2" outdoor music speaker, two-way	Black Bright White	7-1/4"	4-3/4"	-	4-1/2"	-



IS-905WH

Indoor two-way in-wall speaker provides first-rate music performance in an attractive package that can be wall or ceiling mounted.


- Metal grille, plastic frame with bright white paintable finish
- 35 watt continuous, 70 watt maximum power rating
- 25 ohms impedance
- 5-1/4" polypropylene long-throw woofer, 1/2" ferrofluid-cooled dome tweeter
- Frequency response (-5db): 60-21,000 Hz
- Sound pressure level 1m @1W: 89db
- Spring loaded wire connectors for quick, easy wiring



IS-920WH/IS-921WH

Indoor two-way built-in speaker provides first class music performance in an attractive round profile for ceiling mounting. Features unique swivel tweeter that allows precise placement of high frequency audio.

- Metal grille, plastic frame with bright white paintable finish
- 70 watt continuous power rating for IS-920, 100 watt continuous power rating for IS-921
- 25 ohms impedance
- IS-920 features a 5-1/4" polypropylene woofer, 1/2" ferrofluid-cooled swivel dome tweeter
- IS-921 features a 6-1/2" polypropylene woofer, 3/4" ferrofluid-cooled swivel dome tweeter
- Frequency response (-5db): IS-920: 60-20,000 Hz, IS-921: 50-22,000 Hz
- Sound pressure level 1m @1W: IS-920: 89db, IS-921: 91db
- Spring loaded wire connectors for quick, easy wiring



MUSIC SPEAKER OPTIONS FOR: IM-5000, IMA-4406, IMA-3303, IM-3204, IMA-516 – Order rough-in PLUS finish kit to make a complete unit

Finish Kit Model No.	Description	Finish	Width	Height	In-Wall Depth	Projects	Rough-In Model No.
IS-905WH	5" indoor music speaker, two-way	Bright White	7-1/2"	11"	2-3/8"	5/16"	IR-905**/IR-906*
IS-920WH	5-1/4" round indoor speaker, two-way	Bright White	8" Dia.	-	2-9/16"	3/4"	-
IS-921WH	6-1/2" round indoor speaker, two-way	Bright White	8-7/8" Dia.	-	2-13/16"	3/4"	-

* New and retrofit construction ** New construction only

Door Speakers

Add security and convenience at every entry of your home.

Installing speakers at your entry doors provides the security and convenience of answering the door from the 'Master' or any remote station/remote control in your home. Many of our door speakers have a built-in door chime pushbutton, so a separate button is not required. Each door speaker includes a 3-1/2" weather resistance speaker for intercom communications. These door speakers are designed to work with NuTone® models IM-5000, IMA-4406, IMA-3303, IM-3204 and IMA-516.

IA-70

In some installations, recess mounting of the door speakers is not possible. The IA-70 surface-mounting frame allows any NuTone® recess door speaker to be surface mounted. Mount to any flat surface on the wall or doorframe.

ISA-63

Surface-mounted, molded plastic door speaker without chime pushbutton. Mounts beside door on any flat surface. Includes metal back for mounting.

ISB-64

Surface-mounted, molded plastic door speaker with unlighted chime pushbutton. Mounts beside door on any flat surface. Includes metal back for mounting.

IS-67

Recessed-mounted, molded plastic door speaker with lighted chime pushbutton makes it easy to find in the dark. Mounts beside door.

IS-69

Recessed-mounted, cast metal door speaker with lighted chime pushbutton makes it easy to find in the dark. Mounts beside door.

IS-70

Recessed-mounted, cast metal door speaker without chime pushbutton. Mounts beside door.



INTERCOM DOOR SPEAKER OPTIONS FOR: IM-5000, IMA-4406, IMA-3303, IM-3204, IMA-516 – Order rough-in PLUS finish kit to make a complete unit

Finish Kit Model No.	Description	Finish	Width	Height	In-Wall Depth	Projects	Rough-In Model No.
IA-70	Surface mounting frame for recessed door speakers	Black	4-7/8"	6-1/2"	-	1-11/16"	-
ISA-63	Door speaker/no pushbutton/molded/surface-mounted	Dark Brown/Brass	3-3/4"	4-5/8"	Surface mount	2"	-
ISB-64	Door speaker with unlighted pushbutton/molded/surface-mounted	Dark Brown/Brass	3-3/4"	4-5/8"	Surface mount	2"	-
IS-67D IS-67WH	Door speaker with lighted pushbutton/molded/recessed	Woodgrain/Brass White	4-7/8"	6-1/2"	2"	9/16"	IR-6
IS-69AB IS-69PB IS-69WH	Door speaker with lighted pushbutton/cast metal/recessed	Antique Brass Polished Brass White	4-7/8"	6-1/2"	1-3/4"	9/16"	IR-6
IS-70AB IS-70PB IS-70WH	Door speaker/no pushbutton/cast metal/recessed	Antique Brass Polished Brass White	4-7/8"	6-1/2"	1-3/4"	9/16"	IR-6

NuTone® intercom speakers function as both an intercom and music speaker.

Use a separate intercom speaker and intercom remote control to gain the advantage of a smaller intercom control at eye level. Place the speaker high on the wall or on the ceiling. All speakers are designed to work with any NuTone® remote control (see NuTone® models starting with ICA). Can be used with NuTone® 'Master' station models IM-5000, IMA-4406, IMA-3303 and IM-3204. Speakers rated at 25 ohms impedance.

Indoor Models

IS-76

Indoor 8" recessed round speaker is designed for ceiling mounting. Operates with remote control models IC-502WH, ICA-441WH, ICA-331WH, ICA-321WH and model IC-901 volume control.

ISA-78

Indoor 8" recessed rectangular speaker designed to be wall mounted. Operates with remote control models IC-502WH, ICA-441WH, ICA-331WH, ICA-321WH and model IC-901 volume control.

IS-82

Indoor 5" recessed round speaker is designed for ceiling mounting. Operates with remote control models IC-502WH, ICA-441WH, ICA-331WH, ICA-321WH and model IC-901 volume control. Flush mount design requires no rough-in.

IS-100

Entry-level indoor 6" recessed round speaker is designed for ceiling mounting. Operates with remote control models IC-502WH, ICA-441WH, ICA-331WH, ICA-321WH and model IC-901 volume control. Flush mount design requires no rough-in.

Outdoor Models

ISA-77

Outdoor, weather resistant 8" surface mounted speaker is designed to be wall or overhang mounted using supplied metal bracket. Operates with remote control models IC-502LW, ICA-441WHW, ICA-331WHW, ICA-321WHW. No rough-in required.

IS-79

Outdoor, weather resistant 8" recessed mounted speaker designed to be wall or overhang mounted. Operates with remote control models IC-502LW, ICA-441WHW, ICA-331WHW, ICA-321WHW.



INTERCOM SPEAKER OPTIONS FOR: IM-5000, IMA-4406, IMA-3303, IM-3204 – Order rough-in PLUS finish kit to make a complete unit

Finish Kit Model No.	Description	Finish	Width	Height	In-Wall Depth	Projects	Rough-In Model No.
IS-76	8" inside speaker – round	White	12-3/4" Dia.		2-3/4"	1/4"	IR-70
ISA-77	8" outside speaker - surface-mounted	Brown/Black	11-1/2"	11-1/2"	4-7/8"	-	-
ISA-78L ISA-78WH	8" inside speaker – rectangular	Biscuit Bright White	10-1/8"	11-3/8"	2-3/4"	3/8"	IR-80
IS-79	8" outside speaker – recessed	Aluminum	12-5/8"	12-5/8"	2-5/8"	1/4"	IR-9
IS-82	5" inside speaker – round	Bright White	8" Dia.	-	2-1/4"	1/4"	-
IS-100	6" inside speaker – round	White	6-1/2" Dia.	-	1-11/16"	13/16"	-

Never miss a call when you add a NuTone® Chime Module option.

Have you ever missed a guest because you were out of hearing range of your door chime? When you add a chime module to your intercom, all the remote stations and controls become your chime! This easy to add option is available on models IM-5000, IMA-4406, IMA-3303 and IM-3204. NuTone® offers a basic 8-note model and deluxe 10-tune musical model.

IA-28 Chime Module

The IA-28 allows you to play chimes throughout the intercom system. Supports 3 door pushbutton locations and works with lighted or unlighted door pushbuttons. Plays 8 notes for front door, 2 notes for side door and 1 note for rear door.


Features adjustable chime volume control. Mounts in and connects to IM-3204, IMA-3303, IMA-4406 and IM-5000 'Master' stations. Not for use with IMA-516.



IA-29 Chime Module

Play chimes throughout the intercom system with the IA-29. Your choice of 10 melodies for the front door, 2 notes for side door and 1 note for rear door. Supports 3 door pushbutton locations and works with lighted or unlighted door pushbuttons. Melodies include: Westminster Chimes (8 notes and 4 notes), Anniversary Waltz, Beethoven's Fifth, Dixie, Greensleeves, Happy Birthday, Jingle Bells, Joy to the World, Mazel Tov, Oh Tannenbaum, Star-Spangled Banner.

Features adjustable chime volume control. Mounts in and connects to IM-3204, IMA-3303, IMA-4406 and IM-5000 'Master' stations. Not for use with IMA-516.



CHIME MODULE OPTIONS FOR: IM-5000, IMA-4406, IMA-3303, IM-3204 – Module mounts inside 'Master' station

Finish Kit Model No.	Description	Width	Height	Location
IA-28	Chime Module (8, 2, 1 note – 3 doors)	2-3/8"	4-3/16"	Mounts inside 'Master' station
IA-29	Chime Module (10 melody, 2, 1 note – 3 doors)	2-3/8"	4-3/16"	Mounts inside 'Master' station



IA-30WH Audio Wall Plate

Interface home audio/video equipment into the NuTone® intercom system. Allows you to send CD, cassette tape, DVD, MP3 audio throughout the intercom system. White metal audio plate includes two RCA™ female connectors for connecting to your equipment. Mounts on wall behind home audio equipment. Installs and connects to the intercom using IR-30K rough-in kit.



IR-30K Rough-in Kit

Rough-in housing kit is used to mount and connect IA-30WH wall plate. Includes plastic single gang wall box and two 50' shielded audio cables with RCA™ plugs.



INTERCOM ACCESSORIES – Order rough-in PLUS finish kit to make a complete unit

Finish Kit Model No.	Description	Finish	Width	Height	In-Wall Depth	Projects	Rough-In Model No.
IA-30WH	Audio Wall Plate	Bright White	2-13/16"	4-9/16"	9/16"	9/16"	IR-30K

Selective Call Intercom

...Optional music



Keep connected with the IM-5000 intercom system. It can support up to 20 remote stations and offers many advanced intercom features. An 'All Call' button allows you to call all speakers at the same time from any speaker in your home. When you want to call one room only, just enter the extension on the numeric keypad located on each remote station. This prevents disturbing the whole house. The selective call intercom is ideal for small office settings. Answering an 'All Call' or 'Selective Call' is even easier, just speak your reply without pressing a button. The intercom volume is controlled with an up/down pushbutton electronic control located on each remote station.

Taking a nap? Don't want to be disturbed? It's never a problem with the IM-5000 system. Just press the 'Private' button on the remote station in your room and all incoming calls will be blocked.



IM-5000 Intercom System

Easy to Operate

Answering the door is just as easy as using the intercom. When the door chime rings, simply press the buttons at any speaker and talk. Just release the button to hear the reply. Up to 3 door speakers can be used. You can even add the basic 8-note chime or a 10-tune musical chime option that plugs right into the system to hear the door chime at every station.

Room Monitor

The monitor feature allows you to “keep in touch” with your family while still providing the freedom to move around the house. Especially useful for families with babies, small children or a person confined to bed. When monitoring, audio from the room being monitored is sent to all other speakers in your home. The IM-5000 remote station uses an electronic microphone to ensure the sound is precise and clear.

Helping Hand

Although the IM-5000 does not come with a built-in tuner, you can still play music, sports and news over our system using equipment you may already own. A built-in auxiliary audio input can be connected to

any audio source like your CD player, AM/FM tuner or tape player and played through the remote stations. Auxiliary audio volume is controlled by an up/down pushbutton electronic volume control located on every remote station.

Style Conscious

Since the IM-5000 ‘Master’ does not contain any controls or speaker, it can easily mount away from view in a utility room, closet or basement. Remote stations and controls used throughout your home are available in several sizes and styles for both indoor and outdoor use. See pages 27-28 for more details.



Indoor

IM-5000 Remote Stations

Stay connected inside and out, with our full line of intercom remote stations.

The IM-5000 intercom system offers all the features you are looking for in an intercom. Talk with one room only by utilizing the 'Selective Call' intercom feature, or use the 'All Call' intercom to call all stations at the same time. Audible signal announces someone is calling. The convenient 'Hands-free' feature allows you to answer from any station without pressing a button. Simply press the talk button to speak, and release to hear reply. Communicate with up to three doors from any intercom station. A 'Listen-in' feature monitors activities in other rooms and the privacy mode prevents unwanted intercom calls. Each station includes separate electronic touch volume controls for intercom and program volume. Built-in microphone provides enhanced intercom clarity.

IC-502WH

This indoor remote control offers the same functions as our remote stations in a smaller attractive size that takes up little wall space. Use with ceiling or wall mounted speaker models: IS-76, ISA-78, IS-82, IS-903, IS-905WH, IS-920WH and IS-921WH. (One 25 ohm speaker per control.)



IS-515

The IS-515 indoor remote station provides all the features of the IM-5000 system. Includes built-in 5" speaker. Can be installed on wall or used on desktop with an IA-60 desktop frame.



IS-518WH

In larger rooms enjoy the rich, full sound of our 8" indoor remote station. Offers all the IM-5000 system features and enhanced bass sound.



Intercom Options: See p. 23 for chime modules, p. 24 for audio wall plates, p. 19-20 for music speaker options or p. 21-22 for door and intercom speakers.

IM-5000 SYSTEM COMPONENTS – Order rough-in PLUS finish kit to make a complete unit

Finish Kit Model No.	Description	Finish	Width	Height	In-Wall Depth	Projects	Rough-In Model No.
IM-5000	*Master (20-stations – plus 3 door speakers)	Bright White	8"	12-1/2"	Surface mount	3-1/2"	-
IC-502WH	Inside remote control	Bright White	7"	4"	1"	1"	IR-91
IS-515L IS-515WH	5" inside speaker with controls	Biscuit Bright White	6-1/4"	8-1/4"	1-1/8"	1"	IR-50 or IA-60
IS-518WH	8" inside speaker with controls	Bright White	10-1/8"	11-1/2"	2-1/8"	13/16"	IR-80
401T	Transformer – 24VAC, 40VA	-	2-3/4"	2-1/4"	2-1/2"	-	-

NuTone® Intercom Wire is an integral part of all NuTone® Intercom Systems; such wire has been designed to enable full system performance and to minimize outside interference, dimmer noise, radio frequency interference and other reception problems. If wire other than NuTone® specified wire is used in the installation of a NuTone® Intercom, the Warranty shall not be applicable to any defect or problem relating to the use of non-NuTone® specified wire.

Installation Wire: NuTone® 3-twisted-pair/6-wire cable: 200 ft. (IW-6-200), 1000 ft. (IW-6-1000), NuTone® twisted-pair 22/2 cable: 100 ft. (IW-2-100), 500 ft. (IW-2-500), twisted-pair 18/2: (S-143-500). For installations where UL listed wire is specified, add 'UL' suffix to model number when ordering.

NuTone® products should not be installed on outside walls unless they are specifically designed for outside use.

IM-5000 *Master station powered by a 24 volt, 40 VA transformer NuTone® model 401T.

Outdoor

IM-5000 Remote Stations



IC-502LW

Hear all that's going on inside with the outdoor remote control. Its compact design takes up minimal space. Use with wall and overhang mounted speakers: ISA-77, IS-79 and IS-903. Use IR-91 rough-in. (One 25 ohm speaker per control.)



IS-519

Don't miss a thing when you're outside. The 5" outdoor remote speaker is perfect for use on patio or deck. Use model IR-50 for non-masonry installation. Use IR-55 rough-in when mounting to stucco or brick.



Intercom Options: See p. 23 for chime modules, p. 24 for audio wall plates, p. 19-20 for music speaker options or p. 21-22 for door and intercom speakers.

IM-5000 SYSTEM COMPONENTS – Order rough-in PLUS finish kit to make a complete unit

Finish Kit Model No.	Description	Finish	Width	Height	In-Wall Depth	Projects	Rough-In Model No.
IM-5000	'Master' (20-stations – plus 3 door speakers)	Bright White	8"	12-1/2"	Surface mount	3-1/2"	-
IC-502LW	Outside remote control	Biscuit	7"	4"	1"	1"	IR-91
IS-519	5" outside speaker with controls – recessed	Biscuit	6-1/4"	8-1/4"	1-1/8"	1"	IR-50 or IR-55
401T	Transformer – 24VAC, 40VA	-	2-3/4"	2-1/4"	2-1/2"	-	-

NuTone® Intercom Wire is an integral part of all NuTone® Intercom Systems; such wire has been designed to enable full system performance and to minimize outside interference, dimmer noise, radio frequency interference and other reception problems. If wire other than NuTone® specified wire is used in the installation of a NuTone® Intercom, the Warranty shall not be applicable to any defect or problem relating to the use of non-NuTone® specified wire.

Installation Wire: NuTone® 3-twisted-pair/6-wire cable: 200 ft. (IW-6-200), 1000 ft. (IW-6-1000), NuTone® twisted-pair 22/2 cable: 100 ft. (IW-2-100), 500 ft. (IW-2-500), twisted-pair 18/2: (S-143-500). For installations where UL listed wire is specified, add 'UL' suffix to model number when ordering.

IMA-516 Intercom System

Versatile, "whole house" intercom for home or business... economical too!

Everything you need to set up a basic intercom system. The IMA-516 uses up to 10 remote stations plus 2 door speakers for intercom and door answering. As an added benefit, the unit can distribute music when connected to an external music source.

IMA-516 Amplifier

This is the perfect choice for residential or small office use. It allows you to talk from any station to all other stations or answer the door from any station while response is hands-free. The 'Talk Lock' feature allows you to monitor activities in other rooms. Auxiliary program audio input allows you to connect and play audio from an external "low level" audio source to all stations. 'Master' station mounts in a utility room, closet or other out-of-the-way location and surface mounts. No rough-in required. Can connect to an optional, external electronic chime models LA-52WH or LA-174WH. (Does not use IA-28 or IA-29 chime module.)

ISB-53 Indoor Remote Speakers

This indoor speaker features a rotary volume control that can be turned off for privacy, a 'Push to Talk' intercom switch and an 'On-Off' door speaker switch. The 'Talk Lock' feature allows you to monitor any station.

ISB-53LW Outdoor Remote Speaker

This weather-resistant outdoor speaker features a rotary volume control that can be turned off for privacy, a 'Talk/Listen' intercom switch, a 'On-Off' door speaker switch and a 'Talk Lock' button which allows you to monitor any station. Comes with surface mount frame.



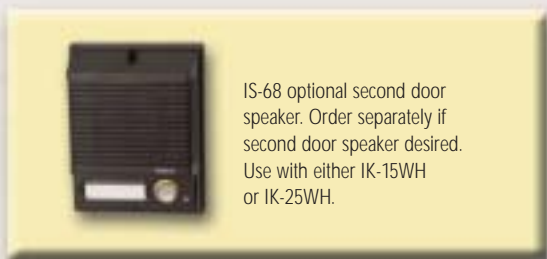
IMA-516 SYSTEM COMPONENTS – Order rough-in PLUS finish kit to make a complete unit

Finish Kit Model No.	Description	Finish	Width	Height	In-Wall Depth	Projects	Rough-In Model No.
IMA-516	Central amplifier – surface-mounted (transformer required, see below)	Eggshell White and Aluminum	4-5/8"	7-5/8"	–	2-3/8"	–
ISB-53LW	Outdoor speaker with controls – surface-mounted	Eggshell White	4-7/8"	6-3/4"	Surface mount	3"	–
ISB-53L ISB-53WH	Inside speaker with controls – recessed	Eggshell White Bright White	4-7/8"	6-3/4"	1-1/2"	1/2"	IR-3
IA-15 IA-15WH	Surface mounting frame for ISB-53L/WH	Eggshell White Bright White	5-1/8"	7"	–	1-5/8"	–
301T	Transformer – 16VAC, 30VA	–	2-5/8"	2-3/16"	2-3/4"	–	–

NuTone® Intercom Wire is an integral part of all NuTone® Intercom Systems; such wire has been designed to enable full system performance and to minimize outside interference, dimmer noise, radio frequency interference and other reception problems. If wire other than NuTone® specified wire is used in the installation of a NuTone® Intercom, the Warranty shall not be applicable to any defect or problem relating to the use of non-NuTone® specified wire.

Installation Wire: NuTone® 3-twisted-pair/6-wire cable: 200 ft. (IW-6-200), 1000 ft. (IW-6-1000), NuTone® twisted-pair 22/2 cable: 100 ft. (IW-2-100), 500 ft. (IW-2-500), twisted-pair 18/2: (S-143-500). For installations where UL listed wire is specified, add 'UL' suffix to model number when ordering.

IMA-516 'Master' station powered by a 16 volt, 30 VA transformer NuTone® model 301T.



IS-68 optional second door speaker. Order separately if second door speaker desired. Use with either IK-15WH or IK-25WH.

IK-15WH DoorCom

2-station door answering intercom with optional door release.

Get added security and convenience for your condo, townhouse, apartment or small office with this economical, easy-to-install intercom. Just press the talk button to talk and release to hear reply. The two-note chime sounds when caller presses pushbutton. Comes with a bright white inside speaker with volume control and automatic time out privacy feature. Brown door speaker has chime button and operates hands free; includes nameplate. In some instances, unit can use existing chime wiring. Select from optional features including second door speaker available (IS-68), door release button (PB18WHCL) and door release (DR-1 and DR-2). Inside unit measures: 5-1/4" w x 7-3/4" h, projects 1-3/4". Includes 16v transformer. Door speaker measures 4" w x 5-3/8" h, projects 1-7/8". Both units surface mount.

Installation Wire: NuTone® twisted-pair 22/2 cable 100 ft. (IW-2-100), 500 ft. (IW-2-500). For installations where UL listed wire is specified, add 'UL' suffix to model number.



IK-25WH DoorCom

3-station door answering intercom provides second inside speaker.

Combine two inside speakers with one door speaker to expand your convenience. Indoor speakers allow you to answer the door from two locations plus talk privately between the two speakers. The two note electronic chime sounds at both inside speakers when a caller presses pushbutton at door. Respond to callers by pushing 'Door Talk' button on either inside speaker. Door speaker operates hands free. The 'Inside Talk' button lets you speak to someone at other indoor station without the door speaker transmitting for greater privacy. Includes 16v transformer. Inside speaker measures 5-1/4" w x 7-3/4" h, projects 1-3/4". Door unit measures 4" w x 5-3/8" h, projects 1-7/8". All units surface mount. Optional features include: second door speaker (IS-68), door release button (IM-25SW) and door release (DR-1 and DR-2).

Installation Wire: NuTone® 3-twisted-pair wire/6-wire cable: 200 ft. (IW-6-200), 1000 ft. (IW-6-1000), NuTone® twisted-pair 22/2 cable 100 ft. (IW-2-100L), 500 ft. (IW-2-500). For installations where UL listed wire is specified, add 'UL' suffix to model number.



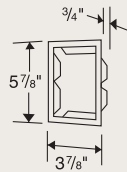
IMA-110WH

Just plug in at any location!

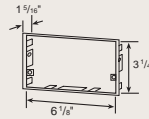
This 4-channel FM intercom can use up to 8 stations. The voice-activated 'Auto' key provides total 'Hands-free' operation, or choose the monitor function. Features an advanced circuit to receive the clearest reception with no drifting. Built-in circuitry reduces interference from fluorescent lights, appliances or dimmers. The rotary volume control with 'Off' setting allows you to adjust each station. You can use it wherever there's an AC outlet. Provides a 500 ft. range. And the unit's compact size (7" w x 5-3/4" d x 1-7/8" h) makes it fit just about anywhere. Unit is compatible with NuTone® model IM-110. RF frequencies are 200 KHz, 230 KHz, 260 KHz and 290 KHz. Also available IMA-110WH-2 convenient two pack.



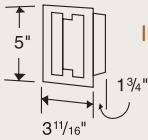
Recessed Mounting Rough-in Frames



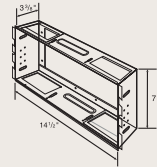
- IR-3***
- Metal housing for ISB-53, N482BXWH and N485WH speakers
 - Cutout: 3-7/8" w x 5-7/8" h



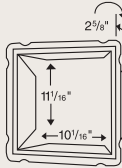
- IR-91***
- Metal housing for ICA-321WH, ICA-331WH, ICA-441WH, IC-502WH and IC-502LW remote controls
 - Cutout: 6-1/8" w x 3-1/4" h



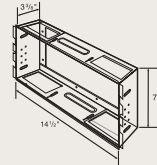
- IR-6***
- Metal housing for IS-67, IS-69 and IS-70 series door speakers
 - Cutout: 3-11/16" w x 5" h



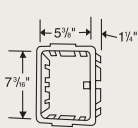
- IR-103***
- Metal housing for IM-3204 Voice Music Intercom
 - Cutout: 14-1/2" w x 7" h
 - Includes AM/FM antenna and one 105T transformer



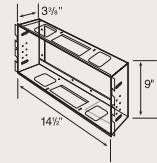
- IR-9***
- Metal housing for IS-79 speaker
 - Cutout: 10-1/16" w x 11-1/16" h



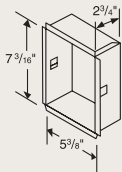
- IR-104***
- Metal housing for IMA-3303 Voice Music Intercom
 - Cutout: 14-1/2" w x 7" h
 - Includes AM/FM antenna and two 301T transformers



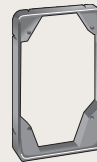
- IR-50***
- Metal housing for ISA-319, ISA-325WH, ISA-335, ISA-419, ISA-445, IS-515 and IS-519 series speakers
 - Cutout: 5-3/8" w x 7-3/16" h



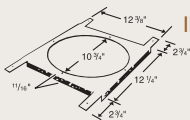
- IR-105***
- Metal housing for IMA-4406 Voice Music Intercom
 - Cutout: 14-1/2" w x 9" h
 - Includes AM/FM antenna and two 801T transformers



- IR-55***
- Metal housing for ISA-319, ISA-419 and IS-519 series speakers
 - Cutout: 5-3/8" w x 7-3/16" h



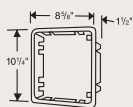
- IR-905****
- Plastic housing for IS-905 speaker
 - Cutout: 6-3/8" w x 9-7/8" h



- IR-70***
- Metal housing for IS-76 round speaker
 - Cutout: 10-3/4" dia.



- IR-906***
- Metal housing for IS-905 speaker
 - Cutout: 6-3/8" w x 9-7/8" h



- IR-80***
- Metal housing for ISA-78, ISA-338, ISA-448, IS-518WH series speakers
 - Cutout: 8-5/8" w x 10-1/4" h

ROUGH-INS FOR: IM-5000, IMA-4406, IMA-3303, IM-3204 AND IMA-516 SYSTEMS

Rough-Ins	IR-3	IR-6	IR-9	IR-50	IR-55	IR-70	IR-80	IR-91	IR-103	IR-104	IR-105	IR-905	IR-906
IMA-3303 System		•	•	•	•	•	•	•		•		•	•
IMA-516 System	•	•	•			•	•					•	•
IMA-4406 System		•	•	•	•	•	•	•			•		•
IM-5000 System		•	•	•	•	•	•	•				•	•
IM-3204 System		•	•	•		•	•	•	•			•	•

* New and retrofit construction ** New construction only

Update and Desktop/Surface Frames

An easy way to convert your older system to a new radio-intercom.

To make replacing your system easier, NuTone® offers several “updating” frames that fit over and cover the larger opening left by the older system. Updating frames allow you to install the latest systems without needing to patch walls. Rough-ins purchased separately.



IA-119WH

Mounts over and covers opening of older ‘Master’ station. Use with IM-3204 or IMA-3303 ‘Master’ stations. Features plastic construction.

IA-51

Allows you to adapt the opening from your older horizontal speakers to work with current ISA-325, ISA-335 and ISA-445 5" speakers. Surface mounts over old speaker opening. Features plastic construction.

IA-55

Adapts older horizontal speaker areas to work with current ISA-325, ISA-335 and ISA-445 5" speakers. Recess mounts into old speaker opening (requires increasing the opening above and below the old speaker opening). Features plastic construction.

IA-83

Adapt the openings from your older speakers to work with current ISA-338 and ISA-448 8" speakers. Frame recess mounts into old speaker opening. Features wood construction.

Desktop/Surface Frame

IA-60

Converts 5" inside speakers to table-top operation or to surface mount. Speaker frame is designed for use with the IM-3204, IMA-3303, IMA-4406 voice/music intercoms and the IM-5000 selective call intercom. Use with IA-6C cable and IA-6 wall outlet.

UPDATE AND DESKTOP/SURFACE FRAMES

Model No.	Used With	To Update	Finish	Width	Height	In-Wall Depth	Projects	Rough-in Model No.
IA-119WH	IM-3204 IMA-3303	Older 3 wire (IM-3204 req. 4 wire cable) ‘Master’ stations except 2015/16* and 2011/12*	Bright White	17"	9-3/4"	3/16"	3/16"	IR-103 or IR-104
IA-51	IMA-3303, IM-3204 IMA-4406	5" horizontal speakers from older systems to ISA-325, ISA-335 or ISA-445 (IM-3204 requires 4 wire cable)	Bright White	9-3/8"	8-5/8"	-	2-1/4"	-
IA-55L IA-55WH	IMA-3303, IM-3204, IMA-4406	5" horizontal speakers from older systems to ISA-325, ISA-335 or ISA-445 (IM-3204 requires 4 wire cable)	Biscuit Bright White	9-1/2"	9"	-	3/16"	IR-50
IA-83L IA-83WH	IMA-3303 IMA-4406	Larger speakers from older systems to more compact ISA-338 or ISA-448	Biscuit Bright White	12-1/4"	13-1/2"	-	3/4"	IR-80
IA-60D IA-60L IA-60WH	Desktop or surface mounting frame for ISA-325, ISA-335, ISA-445 and IS-515 series speakers		Walnut Biscuit Bright White	6-3/8"	8-1/4"	-	4" (with speaker)	-
IA-6	IA-60	Wall receptacle for IA-6C	Ivory	2-5/8"	4-1/2"	-	-	-
IA-6C	IA-60	8' cable for IA-6 wall receptacle	Black	-	-	-	-	-

* Updating frames for these models are not available.

Note: No ‘Master’ or speaker update frame is needed to update the IM-3003 to the IMA-3303 system.

Apartment Security



System 4

NuTone® Intercom Systems provide more than convenience. When applied to a multiple resident building, they add the protection tenants are looking for by restricting access. With intercom units mounted in each apartment, residents can “answer” their door and choose to allow access to a visitor with the door release button. No running down the hall to let in a visitor. Some systems work with multiple entrances. And NuTone’s® full line of accessories address your building’s individual needs for postal access and directories.

This easy-to-use apartment speaker provides tenants with a measure of added security. Just press the ‘Talk’ button to speak and then press ‘Listen’ to hear a reply. A separate switch unlocks the door for a single or dual entry building. Mounted in each apartment, tenants can stay in the safety of the apartment and still answer the outside door.



N-485WH



System 4

N-485WH

As simple to operate as it is to wire. Press the 'Talk' button to speak, press the 'Listen' button to hear reply. A separate switch controls the door locks for both single- or dual-entry buildings. Easy to surface mount or build in. Two rough-in frames allow installation in any type of construction. Use the IR-3 rough-in for open wiring or the IR-4 rough-in for conduit wiring. Select the IA-15 when surface mounting is required.



N-485WH

467

A main entrance door release module provides timed entry for a pre-set period of time, adjustable from 3 to 20 seconds. The timing circuit can be activated by an apartment speaker switch, by a key-operated Postal Lock Switch on the entrance directory or by a remote postal lock door release switch. Mounts and plugs into the 478 control amplifier.

Note: 467 module must be added anytime a Remote Postal-Lock Door-Release Switch (499) is used in a system.



467

468

A timed door-release entry for a secondary entrance to a building. You can pre-set the period of time, adjustable from 3 to 20 seconds. The timing circuit can be activated by an apartment speaker switch. Mounts and plugs into the 478 control amplifier.

468



478

The compact control amplifier features clear communication with adjustable speaker/tone. Only one control amplifier needs to be installed and a door-release at a single main entry. Features an electronic 'Visitor' tone and quiet mode when not in use. Surface mounts in a utility room, closet or other out-of-the-way location. No rough-in required.



478



DR-1

NuTone's® electric 'Wood Door Frame' door release is available in your choice of finishes: Brass Anodized (DR-1BA) or Silver Anodized (DR-1SA). Fits into door frames as shallow as 1-9/16" or faceplate 1-1/4" w x 5-7/8" h.



DR-2-SA

This electric 'Metal Door Frame' door release comes in a Silver Anodized finish. The faceplate measures 1-1/4" w x 4-7/8" h. Fits into hollow door frames as deep as 1-5/8".



Note: In new construction with metal doors, order door equipped with proper electrical release 16v-AC to match door lockset from door supplier.

SYSTEM 4 PLANNING CHART (4, 8 OR 12 APARTMENTS)

SYSTEM APPLICATIONS	OPTIONAL EQUIPMENT BY MODEL NUMBER			
	Module(s) added to Control Unit	Electronic Door Release (see Note 1)	Entrance Directory	Remote Postal-Lock Switch (see Note 2)
'Single Entry System' with tenant-controlled momentary electronic door release. (Door release remains activated while the apartment speaker door release switch is held in position)	None	DR-1 or DR-2	4, 8 or 12 Apts. - 498	None
'Single Entry System' with timed door release and postal-lock	467	DR-1 or DR-2	4, 8 or 12 Apts. - 498	499
'Two Entry System' with timed door release and postal-lock at main entry and timed door release at second entry	467 and 468	DR-1 or DR-2 both doors	4, 8 or 12 Apts. - 498 at both entries	499 at main entry

Notes: 1. Use DR-1 Door Release on wood door frames; DR-2-SA on hollow metal door frames. In new construction installations, metal door frames equipped with a 16v-AC electric release can be ordered from the door supplier. 2. Timed Door-Release Module(s) - 467 and 468 - must be used if postal-lock is used. 3. NuTone® Intercom Wire is an integral part of all NuTone® Intercom Systems, such wire has been designed to enable full system performance and to minimize outside interference, dimmer noise, radio frequency interference and other reception problems. If wire other than NuTone® specified wire is used in the installation of a NuTone® Apartment Security Intercom, the Warranty shall not be applicable to any defect or problem relating to the use of non-NuTone® specified wire.

APARTMENT SECURITY COMPONENTS

Model No.	Description	Finish	Width	Height	Depth	Projects	Rough-In
N-485WH	Apartment speaker	White	4-7/8"	6-3/4"	1-1/2"	1-1/4"	
301T	Transformer - 16v-AC, 30VA	-	2-5/8"	2-3/16"	Surface mount	2-3/4"	
467	Timed door-release module, main entry						Module plugs into Control Amplifier 478
468	Timed door-release module, second entry						Module plugs into Control Amplifier 478
478	Control amplifier	Metallic Tan	3-5/8"	13-5/16"	Surface mount	2-9/16"	
490-1	Directory rough-in housing	-	4-1/2"	15-1/2"	4-1/8"	-	
498BA-4	Directory panel - 4 Apartments	Brass Anodized	6-1/4"	17"	4-1/8"	9/16"	490-1
498BA-8	Directory panel - 8 Apartments	Brass Anodized	6-1/4"	17"	4-1/8"	9/16"	490-1
498BA-12	Directory panel - 12 Apartments	Brass Anodized	6-1/4"	17"	4-1/8"	9/16"	490-1
498SA-4	Directory panel - 4 Apartments	Silver Anodized	6-1/4"	17"	4-1/8"	9/16"	490-1
498SA-8	Directory panel - 8 Apartments	Silver Anodized	6-1/4"	17"	4-1/8"	9/16"	490-1
498SA-12	Directory panel - 12 Apartments	Silver Anodized	6-1/4"	17"	4-1/8"	9/16"	490-1
499**	Remote Postal-Lock Door-Release	Brass or Silver Anodized	6-3/8"	4-3/4"	2"	1/2"	
DR-1**	Electric door-release (for wood frames)	Brass or Silver Anodized	1-1/4"	5-7/8"	1-9/16"	-	
DR-2-SA	Electric door-release (for metal frames)	Silver Anodized	1-1/4"	4-7/8"	1-5/8"	-	
IA-15WH	Surface mounting frame	White	5-1/8"	7"	-	1-5/8"	
IR-3	Rough-in housing for open wiring	-	4-5/8"	6-1/2"	3/4"	-	
IR-4	Rough-in housing for conduit wiring	-	4"	6"	2-1/4"	-	

Installation Wire: NuTone® 3-twisted-pair/6-wire cable: 200 ft. (IW-6-200), 1000 ft. (IW-6-1000), NuTone® twisted-pair 22/2 cable: 100 ft. (IW-2-100), 500 ft. (IW-2-500), NuTone® twisted-pair 18/2 cable: 500 ft. (S-143). For installations where UL listed wire is specified, add 'UL' suffix to model number when ordering. ** Add suffix to specify finish - *BA* (Brass) or *SA* (Silver).

NuTone® Intercom Wire is an integral part of all NuTone® Intercom Systems, such wire has been designed to enable full system performance and to minimize outside interference, dimmer noise, radio frequency interference and other reception problems. If wire other than NuTone® specified wire is used in the installation of a NuTone® Apartment Security Intercom, the Warranty shall not be applicable to any defect or problem relating to the use of non-NuTone® specified wire.

Entrance Directory and Postal Lock

Attractive... functional... easy-to-install!

NuTone's® Entrance Directories are sturdy and tamper-resistant... yet easy for authorized persons to access system wiring. Speakers transmit voices naturally with minimal distortion. Directory installs easily in 4-7/8" deep walls using Model 490-1 rough-in housing.

498 Entrance Directory

The 498 Entrance Directory is just right for buildings up to 12 units. Center name directory lists tenants' names next to signal pushbutton. Available in 4, 8 or 12 button configuration. Comes with weather-resistant speaker. For Postal access to mailboxes behind locked entry door, use Remote Postal-Lock Door-Release Model 499. Choose from the following finishes: Brass Anodized (BA) or Silver Anodized (SA). See page 36 for specifications.



499 Remote Postal-Lock

Allow the U.S. Postal Worker access with this door-release button hidden behind a hinged door that is accessed with a U.S. Postal Service Master Lock (supplied by local Post Office). When used with System 4, add module 467 to the control amplifier (model 478). When used with Direct-A-Com 3, it fits nicely along side entry door. Choose from the following finishes: Brass Anodized (BA) or Silver Anodized (SA). See page 36 for specifications.



SPECIFICATION CHART FOR 498 ENTRANCE DIRECTORIES

Number of Apartments	Model Number	Finish	Width	Height	Depth	Projects	Rough-In
4	498BA-4	Brass Anodized	6-1/4"	17"	4-1/8"	9/16"	490-1
8	498BA-8	Brass Anodized	6-1/4"	17"	4-1/8"	9/16"	490-1
12	498BA-12	Brass Anodized	6-1/4"	17"	4-1/8"	9/16"	490-1
4	498SA-4	Silver Anodized	6-1/4"	17"	4-1/8"	9/16"	490-1
8	498SA-8	Silver Anodized	6-1/4"	17"	4-1/8"	9/16"	490-1
12	498SA-12	Silver Anodized	6-1/4"	17"	4-1/8"	9/16"	490-1

Ideal for low-rise buildings up to 12 units with one main entry.

The Direct-A-Com 3 provides a low-cost main-entry door answering and lock control or door answering only option. One IMA-516 central amplifier is used for each building in the complex. Intercom volume control is regulated in the central amplifier for all speakers in the system. Compatible with the 498 entrance directory, main entry door speakers and the remote postal-lock door-release.



N482-BXWH Apartment Speaker

This white/gold speaker includes a built-in buzzer, 'Talk/Listen' switch and volume control. Speaker activates only when tenant operates 'Talk/Listen' switch. It easily installs in walls as thin as 2", using IR-3 or IR-4 rough-in. Surface mount using IA-15WH frame. Speaker-to-speaker wiring saves installation time.



Main Entrance Door Speakers

When an entrance directory is not used, you have a choice of door speakers that provide communication from the door to the apartment speaker. Visitors use no controls; and the conversation is governed by apartment speakers. (Door Speakers shown on p. 21.)



IMA-516 Apartment Intercom Amplifier

This compact amplifier features clear communications with adjustable intercom volume control. Only one amplifier is needed for the entire system. Supports up to 12 apartment speakers. Surface mounts in a utility room, closet or other out-of-the-way location. No rough-in required.

DIRECT-A-COM 3 SYSTEM COMPONENTS – Order rough-in PLUS finish kit to make a complete unit

Finish Kit Model No.	Description	Finish	Width	Height	In-Wall Depth	Projects	Rough-In Model No.
301T	Transformer – 16VAC, 30VA	-	2-5/8"	2-3/16"	Surface mount	2-3/4"	-
DR-1*	Electric door release (for wood frames)	Brass or Silver Anodized	1-1/4"	5-7/8"	1-9/16"	-	-
DR-2-SA	Electric door release (for metal frames)	Silver Anodized	1-1/4"	4-7/8"	1-5/8"	-	-
IA-15WH	Surface mount frame for N482-BXWH apartment speaker	White	5-1/8"	7"	Surface mount	1-5/8"	-
IA-70	Surface mount frame for recessed door speakers	Black	4-7/8"	6-1/2"	Surface mount	1-11/16"	-
IMA-516	Central amplifier (Transformer required, see above)	Eggshell White and Brushed Aluminum	4-5/8"	7-5/8"	-	2-5/8"	-
IS-67D IS-67WH	Door speaker with lighted pushbutton/molded – recessed	Woodgrain/Gold White	4-7/8"	6-1/2"	2"	9/16"	IR-6
IS-69AB IS-69PB IS-69WH	Door speaker with lighted pushbutton/classic cast metal – recessed	Antique Brass Polished Brass White	4-7/8"	6-1/2"	1-3/4"	9/16"	IR-6
IS-70AB IS-70PB IS-70WH	Door Speaker without pushbutton/classic cast metal – recessed	Antique Brass Polished Brass White	4-7/8"	6-1/2"	1-3/4"	9/16"	IR-6
ISA-63	Door speaker without pushbutton – surface-mounted	Dark Brown/Brass	3-3/4"	4-5/8"	Surface mount	2"	-
ISB-64	Door speaker/unlighted pushbutton – surface-mounted	Dark Brown/Brass	3-3/4"	4-5/8"	Surface mount	2"	-
N482-BXWH	Apartment speaker	White	4-7/8"	6-3/4"	1-3/4"	1/2"	IR-3 or IR-4

* Add suffix to specify finish – "BA" or "SA"

Installation Wire: NuTone® 3-twisted-pair/6-wire cable: 200 ft. (IW-6-200), 1000 ft. (IW-6-1000), twisted-pair 18/2: (S-143-500). For installations where UL listed wire is specified, add "UL" suffix to model number when ordering.

NuTone® Intercom Wire is an integral part of all NuTone® Intercom Systems; such wire has been designed to enable full system performance and to minimize outside interference, dimmer noise, radio frequency interference and other reception problems. If wire other than NuTone® specified wire is used in the installation of a NuTone® Intercom, the Warranty shall not be applicable to any defect or problem relating to the use of non-NuTone® specified wire.

Wiring Diagrams

IMA-4406 BASIC 3 REMOTE STATION SYSTEM

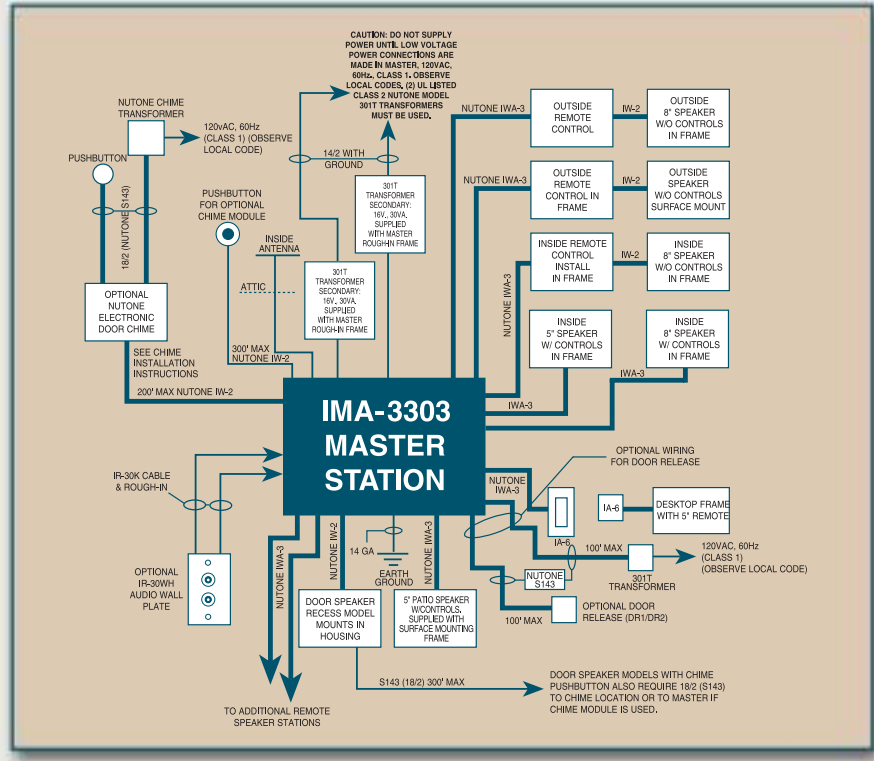
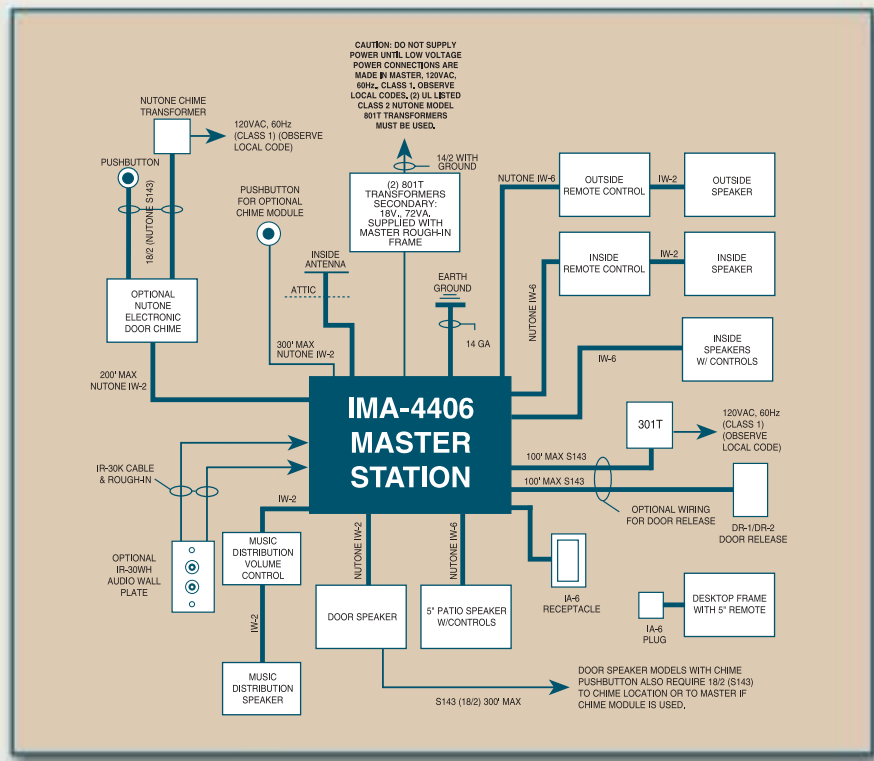
Quantity	Model	Description
1	IMA-4406	'Master' Station
1	IR-105	'Master' Rough-In
3	ISA-445	Remote Stations
3	IR-50	Remote Station Rough-Ins
1	IS-69	Door Speaker
1	IR-6	Door Speaker Rough-In
1	IW-6-200UL	Intercom Wire
1	IW-2-100UL	Door Speaker Cable

Components must be ordered separately

IMA-3303 BASIC 3 REMOTE STATION SYSTEM

Quantity	Model	Description
1	IMA-3303	'Master' Station
1	IR-104	'Master' Rough-In
3	ISA-335	Remote Stations
3	IR-50	Remote Station Rough-Ins
1	IS-67	Door Speaker
1	IR-6	Door Speaker Rough-In
1	IWA-3-200UL	Intercom Wire
1	IW-2-100UL	Door Speaker Cable

Can be ordered in a kit or as individual models



IM-3204 BASIC 3 REMOTE STATION SYSTEM

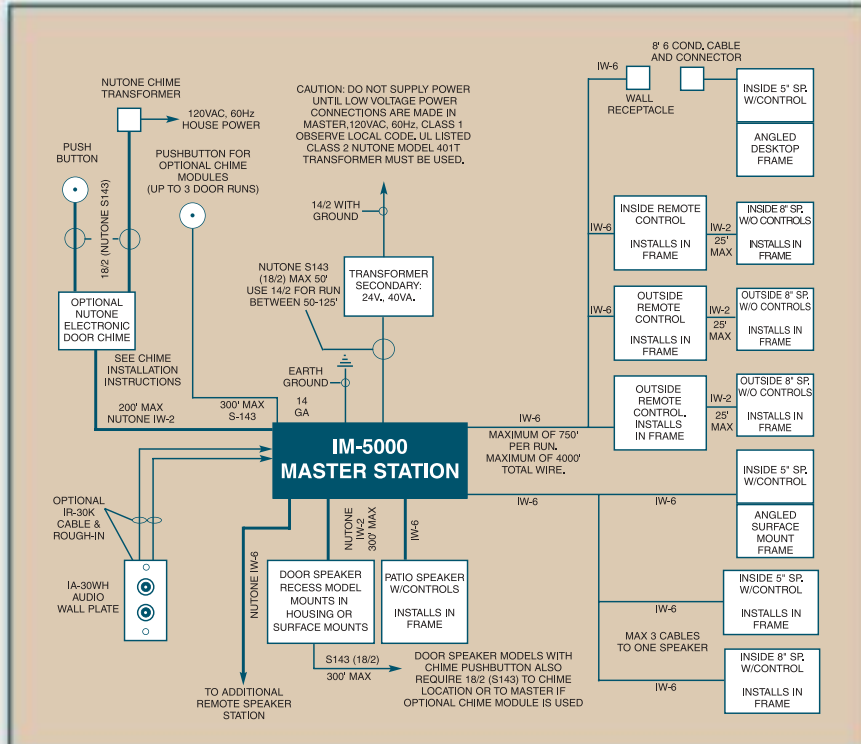
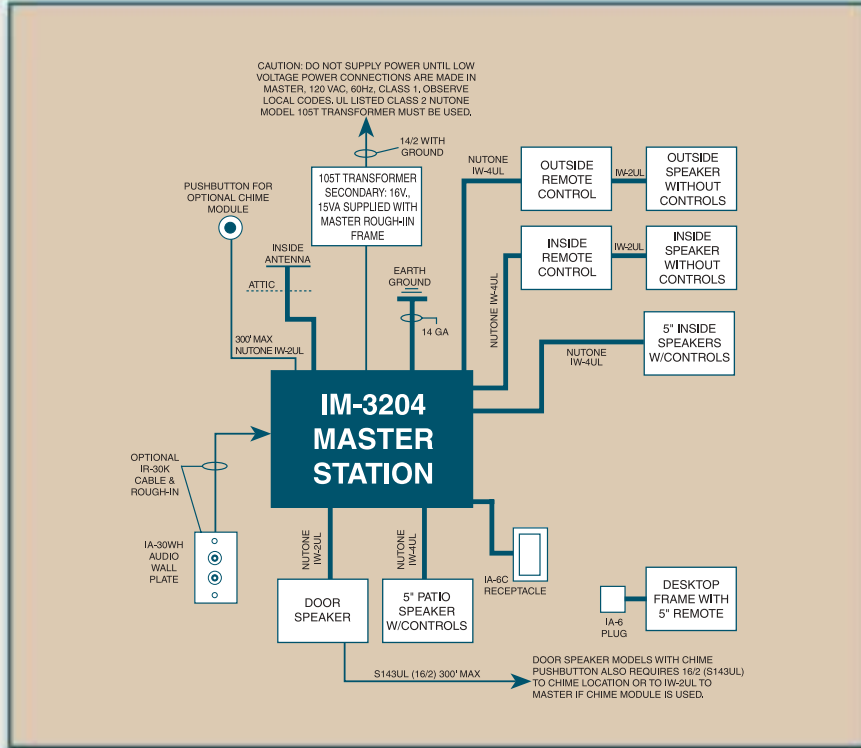
Quantity	Model	Description
1	IM-3204	Master Station
1	IR-103	Master Rough-In
3	ISA-325	Remote Stations
3	IR-50	Remote Station Rough-Ins
1	IS-67	Door Speaker
1	IR-6	Door Speaker Rough-In
1	IW-4-200UL	Intercom Wire
1	IW-2-100UL	Door Speaker Cable

Components must be ordered separately

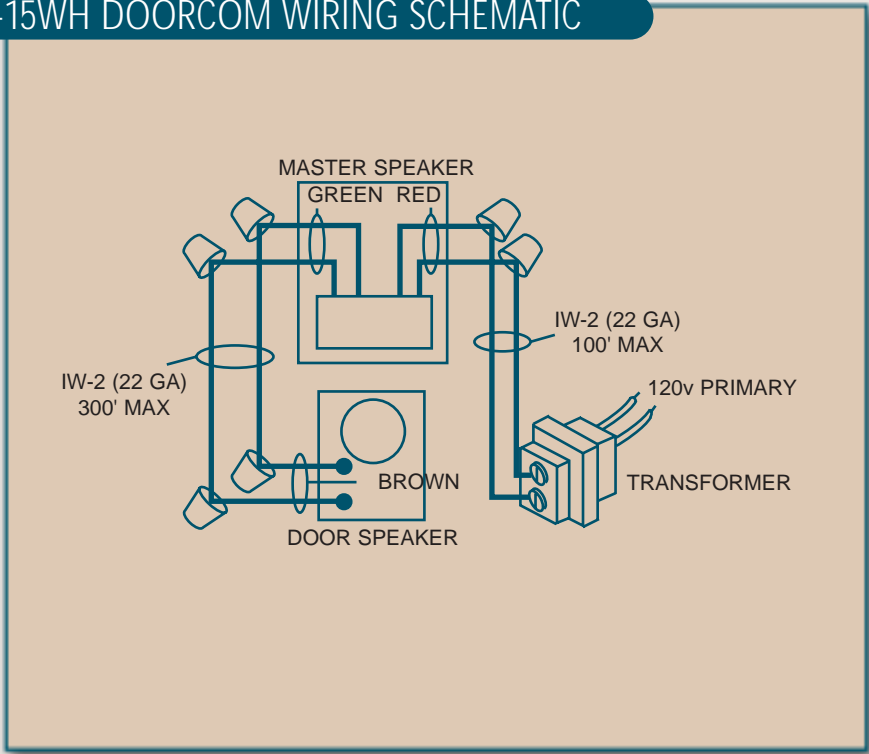
IM-5000 BASIC 3 REMOTE STATION SYSTEM

Quantity	Model	Description
1	IM-5000	Master Unit
1	401T	Transformer - 24v AC, 40VA
3	IS-515	Remote Stations
3	IR-50	Remote Station Rough-ins
1	IS-69	Door Speaker
1	IR-6	Door Speaker Rough-in
1	IW-6-200UL	Intercom Wire
1	IW-2-100UL	Door Speaker Wire

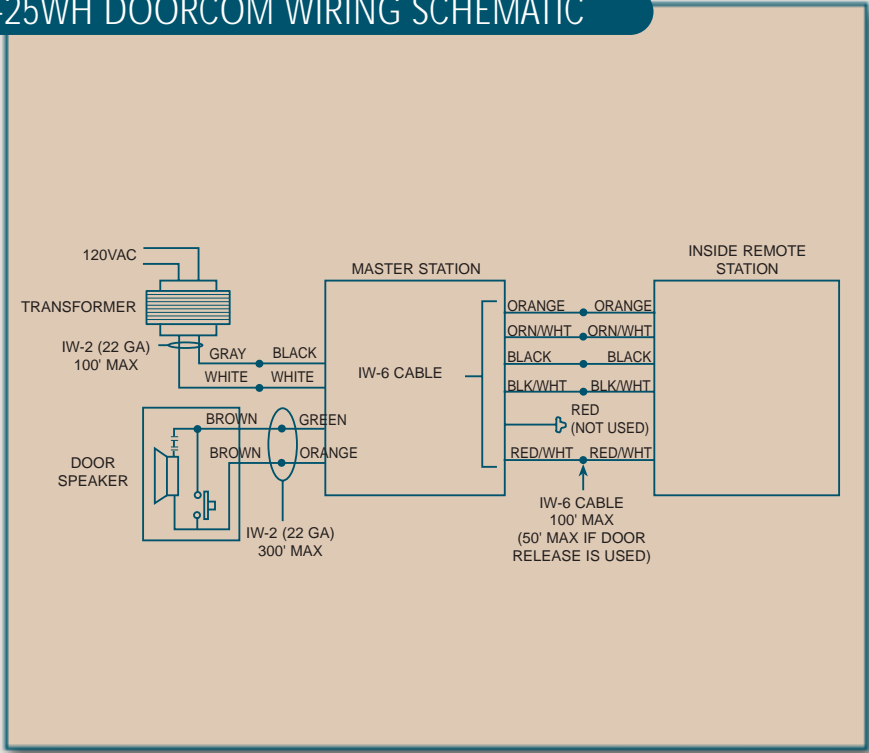
Components must be ordered separately



IK-15WH DOORCOM WIRING SCHEMATIC



IK-25WH DOORCOM WIRING SCHEMATIC



Radio Intercoms and Intercoms

Model	Page
IA-6	32
IA-6C	32
IA-15	29
IA-28	23
IA-29	23
IA-30WH	24
IA-51	32
IA-55	32
IA-60	32
IA-70	21
IA-83	32
IA-119WH	32
IAA-440	8 - 10
ICA-321WH	17
ICA-321WHW	18
ICA-331WH	13
ICA-331WHW	14
ICA-441WH	9
ICA-441WHW	10
IC-502LW	28
IC-502WH	27
IC-901	19
IK-15WH	30
IK-25WH	30
IMA-110WH	30
IMA-110WH-2	30
IM-25SW	30
IM-3204	15 - 18
IMA-3303	11 - 14
IMA-3303WHK	13 - 14
IMA-4406	7 - 10
IM-5000	25 - 28

Model	Page
IMA-516	29
IR-3	31
IR-6	31
IR-9	31
IR-30K	24
IR-50	31
IR-55	31
IR-70	31
IR-80	31
IR-91	31
IR-103	31
IR-104	31
IR-104K	13 - 14
IR-105	31
IR-905	31
IR-906	31
IS-67	21
IS-68	30
IS-69	21
IS-70	21
IS-76	22
IS-79	22
IS-82	22
IS-100	22
ISA-319	14
ISA-325WH	17
ISA-329WH	18
ISA-335	13
ISA-338	13
ISA-339WH	14
ISA-419	10
ISA-445	9

Model	Page
ISA-448	9
ISA-449WH	10
IS-515	27
IS-518WH	27
IS-519	28
IS-903	19
IS-905WH	20
IS-920WH	20
IS-921WH	20
ISA-63	21
ISA-77	22
ISA-78	22
ISB-53	29
ISB-53LW	29
ISB-64	21
IW-2	10, 14, 18, 27 - 30
IW-4	18
IW-6	10, 27 - 30
IWA-3	14
PB18WHCL	30
S-143	10, 14, 18, 27 - 29
VRC4R	5 - 6
VRM4R	5
VSA4S	5
VSM4RK	5
VSM4SK	5
VSC4R	5 - 6
VSC4S	5 - 6
VSUC4RK	5
VSUC4SK	5
301T	29
401T	27 - 28

Building Security

Model	Page
DR-1	36, 38
DR-2-SA	36, 38
IA-15WH	36, 38
IA-70	38
IMA-516	38
IR-3	31, 36, 38
IR-4	36, 38
IR-6	31, 38
IS-70	21, 38

Model	Page
IW-6	36, 38
IW-2	36
N482-BXWH	38
N-485WH	34 - 36
S-143	36, 38
ISA-63	21, 38
ISB-64	21, 38
IS-67	21, 38
IS-69	21, 38

Model	Page
301T	36, 38
467	35 - 36
468	35 - 36
478	35 - 36
490-1	36
498	36 - 37
499	36 - 37

NuTone... life. style. home.



NuTone® is America's leading brand of residential built-in convenience products including door chimes, central vacuum systems, intercom systems, home theater speakers, medicine cabinets, ironing centers and ventilation fans.

Broan® is America's leading brand of residential ventilation products including range hoods, ventilation fans, heater/fan/light combination units, Indoor Air Quality (IAQ) Fresh Air Systems, built-in heaters, whole-house fans, attic ventilators, paddle fans and trash compactors.

Broan and NuTone are proud to be ENERGY STAR® partners.

NuTone®

www.NuTone.com

NuTone, 4820 Red Bank Road, Cincinnati, OH 45227 • 888-336-3948
In Canada call 888-882-7626

